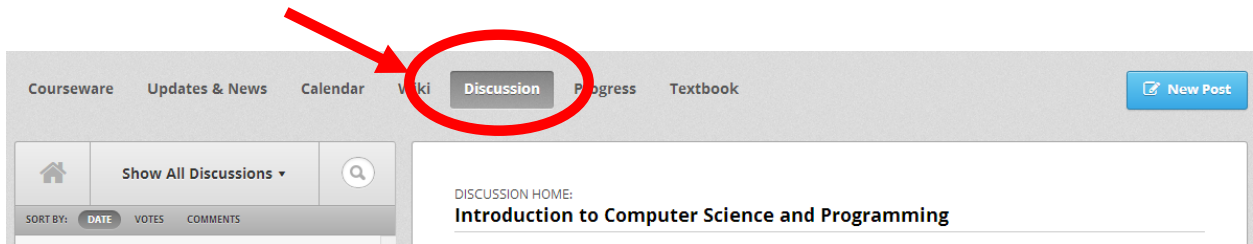


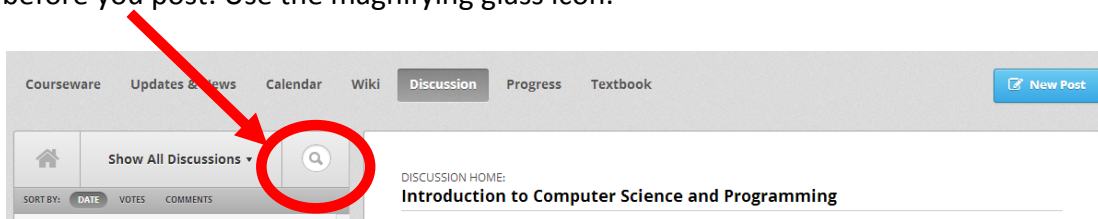
Guidelines for 6.00.2x Discussions

The forum can be a very useful tool to get help!



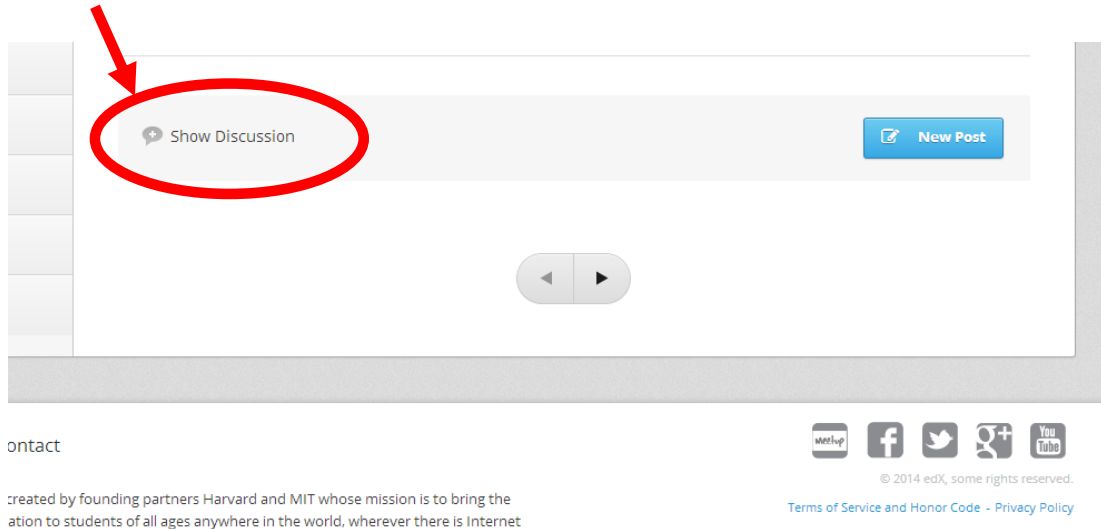
The discussion forum helps improve your ability to search and talk about many different topics throughout the course. Here are some friendly guidelines to help you successfully navigate and interact on the forum:


- Be **very specific** about where you need help. Are you stuck on a particular part of the problem? Do you need help understanding a particular concept? What have you tried doing so far?
- Please **do not post problem solutions**. If you need help debugging code, post errors you're encountering and at most 5-6 lines of code. Do not post large amounts of code from your assignment solutions. This is a violation of the honor code. If you post more than 5-6 lines of code, the staff will edit your post to remove the code. This will make it hard for others to help you. Limit yourself to a few lines of code and an English explanation of what you're trying to do.
- Use the **search button**. Many of your course classmates are likely to have the same questions. If you perform a search for the question first, you may find the question and answer without needing to post it yourself. Search for similar forum posts before you post. Use the magnifying glass icon.



- Use a **descriptive and specific title** to your post. This will attract the attention of other students having the same issue.
- **Reply to an already existing discussion** if you see someone had the same question. This helps organize responses and it makes it easier for the staff and classmates to help you.

- On each page, there is a link at the bottom which says “**show discussion**”. Clicking on this link will show all the discussion on the forum associated with this particular video or problem.



- Actively **upvote** other posts, and other students will upvote yours! The more upvotes your posts have, the more likely they are to be seen.
- Use “**netiquette**,” or common writing practices for online communication. For example:
 - Avoid TYPING IN ALL CAPS. Some people read this as shouting, even if that is not what you mean to convey.
 - Avoid unnecessary symbols, abbreviated words, texting shorthand, and replacing words with numbers (e.g. Pls don’t rplce wrds w/#s).
 - Avoid repeating letters or characters like this: reeepeeaattingggg chaacterrrrss
 - Avoid excessive punctuation if possible (e.g. !!!!!!! or ??????)
- To post **snippets of code**, press the  button to activate “code mode” and type your code into the box. If you are pasting code, select the pasted code then click the button to activate “code mode”. Be sure that you look at the preview and verify that your code is indented properly! Fellow students are more likely to help you if your code is readable.
- To post **mathematical equations**, enclose the equation within dollar signs (\$) to activate “math mode”. If you want to practice, go to the discussion forum and try typing the following into your text box: $x_i = y^2 + 5 \cdot y$